


2018-2019



**#WEARE
BLOSSOM**

WORK BOOK

2018 2019

OVERLIMIT FIS OVERLIMIT PLUS FOLLOW ME FIS

*Fiber Glass
Wood Core
Antiscratch
Sandwich
MelAnima
Titanal
Radical Sidewall*





175 181 186 188 193 205 210 215 218



FIS FIS FIS FIS FIS FIS FIS FIS FIS

FIS FIS FIS FIS FIS FIS FIS FIS FIS

FIS FIS FIS FIS FIS FIS FIS FIS FIS

>22 >24 >25 >30 >30 >40 >45 >50 >50

WORLD CUP RACING OVERLIMIT FIS - GS

The Overlimit FIS is a model specially designed for athletes with side cut and characteristics suitable to comply with current FIS rules. The high performance technical level is enhanced by its structure "world cup Sandwich and Wood Core Technology". The professionalism and experience of our race technicians guarantee edges and base preparation for fast gliding, great pow and precise skiing.

WCREVOLUTION10-BL



PRO ATHLETE

V1018BL
V816BL



185 189



104,5 104,5

68,4 68,4

89,3 89,3

>27 >27

PRO ATHLETE



WCREVOLUTION14-BL

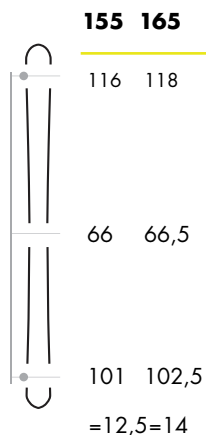


V1018BL
V816BL

WORLD CUP RACING OVERLIMIT PLUS - GS

Blossom ski strongly recommends this ski to those that love going fast down a GS slalom. The rigid aggressive structure guarantees high level performance GS slalom. A high level model that could perform any GS settings, ideal on steep icy terrain, perfect when the snow is hard and difficult and great grip, stability and a uniform edge to suit the terrain. The high performance technical level is enhanced by its structure "world cup Sandwich and Wood Core Technology". don't have to comply with FIS rules.

WORLD CUP



WORLD CUP RACING FOLLOW ME FIS - SL

High level of performance with no extra frills, designed by Blossom ski for slalom racers. Made with world cup Sandwich and Wood Core Technology structure. High level performance ski, precise and with great acceleration on hard snow performing short turns. Follow designed and tested by Blossom technicians. "The perfect combination of titanal, wooden core and bre glass guarantees quick ef cient turns on hard snow with World Cup style precision."



PRO ATHLETE



V1018BL
V816BL

WCAS14PROCF-BL

WCREVOLUTION14-BL



FOLLOW ME JR OVERLIMIT JR

Fiber Glass
Wood Core
Antiscratch
Sandwich
Titanal
Radical Sidewall

RACE JUNIOR



128 138 148 158 168

104	104	106,4	106,4	106,4
64	66,5	66,5	66,5	66,5
92	94,5	94,5	94,5	94,5
>8,5	>13	>14	>17	>17

RACE JUNIOR OVERLIMIT JR

The rigid aggressive structure guarantees high level GS slalom. A high level model that could perform any GS settings, ideal on steep icy terrain, perfect when the snow is hard and difficult and great grip, stability and a uniform ex to suit the terrain. The high performance technical level is enhanced by its structure "world cup Sandwich and Wood Core Technology".

XSTEP1210NN-BL



LIGHT (JUNIOR)

VM311BLOSS01
VJ75BLOSS01



Ski size: 128



125 135 145 151

104	112	112	111,5
64	64,5	64,5	65
92	97	97	96,5
=8,5	=9	=10	=11

RACE JUNIOR FOLLOW ME JR

The rigid aggressive structure guarantees high level performance when doing GS slalom. A high level model that could perform down any GS settings, ideal on steep icy terrain, perfect for when the snow is hard and you need great grip, stability and a uniform ex to suit the terrain. The high performance technical level is enhanced by its structure "world cup Sandwich and Wood Core Technology".

XSTEP1210NN-BL



LIGHT (JUNIOR)

VM311BLOSS01
VJ75BLOSS01



FLY UP PLUS FLERE PLUS FLY UP FLERE WLADY

Fiber Glass

Wood Core

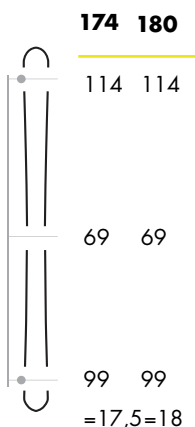
Antiscratch

Sandwich

Titanal

Radical Sidewall





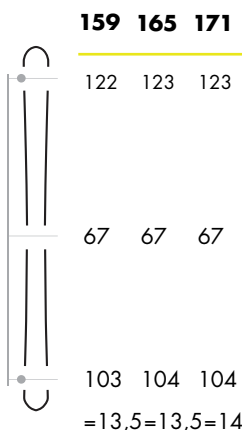

PRO ATHLETE



WCAS14PROFCF-BL
V614BL - V816BLOSS01

PERFORMANCE RACE CARVE FLY UP PLUS

One down the racing skis, made with same structure it is a bit easier thanks to a more relevant side cut. These characteristic make this model suitable for advanced skiers as high level racer, high level ski instructor, high level skier with race technic. Our Fly Up model performs at its best on high speed carving medium to long turns. even on icy hard snow. Thanks to its sandwich structure and Wood Core Technology, the Fly Up guarantees great stability at any speed. (This race carve model is often the GS racing ski younger brother because its shape and materials make it a bit more forgiving).



PRO ATHLETE



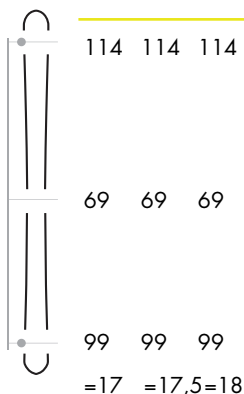
WCAS14PROFCF-BL
V614BL - V816BLOSS01

PERFORMANCE RACE CARVE FLERE PLUS

Designed for high level skiers. This ski has the same building and structural characteristics of racing skis, just a bit easier thanks to a different side cut with a strong central core, stability and vibrations management. The main characteristic is a strong agile side cut that makes the ski fun and very lively. The Flere turn radius gives great manoeuvrability perfect for any steepness. This ski is for tiger level skiers ski on and want a stable and precise ski. Versatile ski, suitable for short to medium radius turns, quick edge grip and good carving.



166 174 180



PERFORMANCE RACE CARVE FLY UP

One down from PLUS version, it is a bit easier thanks to a softer structure. Its characteristics make this model suitable for advanced skiers and for women higher level. Softer structure maintain the same stability at any speed as its more performer brother PLUS.

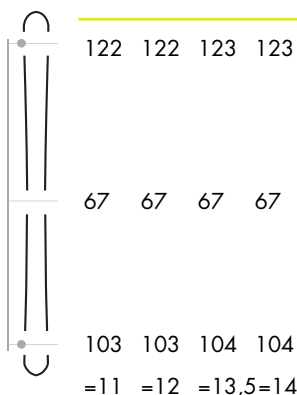


SPORT PERFORMANCE

SPEEDCOMO1BL
VSP412BLOSS01



153 159 165 171



PERFORMANCE RACE CARVE FLERE

RC/SL Flere is one step down to a PLUS version. Quick edge grip and easy carving this model to be the perfect machine for anybody who wants, all over a day, to design short and medium turns with fun.



SPORT PERFORMANCE

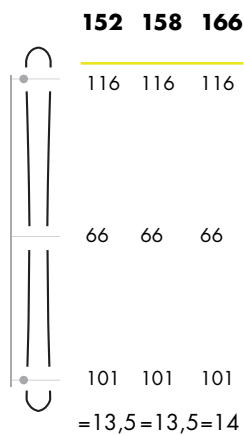


SPEEDCOMO1BL Ski size:
VSP412BLOSS01 165 - 171



SPEEDSYO1BL Ski size:
VSS310BL 153 - 159

PERFORMANCE RC



PERFORMANCE RACE CARVE Wlady

SPORT PERFORMANCE



VL29BL



GREAT SHAPE APPROACH

Fiber Glass
Wood Core
Antiscratch
Sandwich
Titanal
Radical Sidewall

SPORT CARVE



	151	158	164	170	176	181
Length	121	121	121	121	121	121
Width	71	71	71	71	71	71
Radius	106	106	106	106	106	106
Weight	=10	=11	=13	=14	=16	=17

SPORT CARVE GREAT SHAPE

With Great Shape model you cannot wrong, designed for a wide range of conditions, always guaranteeing a high level of performance. (This race carve allows even distribution of pressure along the whole ski edge). Aggressive are the main characteristics of this model which embodies the nippy race carve qualities and manoeuvrability and comfort of easier models. elastic Flex with a good torsion rigidity is the perfect mix for such a versatile ski. We recommend the Great Shape to an intermediate/advanced skier, with a technical and precise skiing style.

SPORT PERFORMANCE



SPEEDCOMO1BL Ski size:
VSP412BLOSS01 165 - 170 - 176 - 181

SPEEDSY01BL Ski size:
VSS310BL 151 - 158



	135	145	151	158	164	170	176
Length	112	112	121	121	121	121	121
Width	64,5	64,5	71	71	71	71	71
Radius	97	97	106	106	106	106	106
Weight	=9	=10	=10	=11	=13	=14	=16

SPORT CARVE APPROACH

A Great shape softer version with same side cut and general characteristics, especially studied for ladies and for all who like a gently skis in every condition.

SPORT PERFORMANCE



SPEEDSY01BL Ski size:
VSS310BL 151 - 158



WIND SHEAR WHITE OUT CROSS WIND

*Fiber Glass
Wood Core
Antiscratch
Sandwich
Titanal
Radical Sidewall*





152 160 170 180

124 124 124 124

77 77 77 77

110 110 110 110

=12 =14 =15,5=17,5



ALL MOUNTAIN WIND SHEAR

Wind Shear is a 100% all mountain piste ski. It adapts easily to all conditions. Thanks to its structure very similar to a race carve ski but with a more extreme side cut, it guarantees top performance and greater manoeuvrability in any circumstances.



SPORT PERFORMANCE



SPEEDCOMO1BL Ski size:
VSP412BLOSS01 170 - 180



SPEEDSYO1BL Ski size:
VSS310BL 152 - 160



158 164 170 176 182

131 131 131 131 131

77 77 77 77 77

111 111 111 111 111

=12 =13 =14 =15 =16



ALL MOUNTAIN WHITE OUT

All mountain Sandwich Technology ski is perfect for any types of terrain and snow thanks to a wider shovel and a pronounced side cut. This is a great fun ski for any conditions great stability and exibility, perfect oatation in powder and great carving performance on groomed piste. The White Out built with tip rocker technology that helps the skier at the start of the turn increasing the manoeuvrability of the ski both on piste and off piste.



SPORT PERFORMANCE



SPEEDCOMO1BL Ski size:
VSP412BLOSS01 170 - 176 - 182



SPEEDSYO1BL Ski size:
VSS310BL 153 - 164

ALL MOUNTAIN



166 172 178 184


131	131	131	131
85	85	85	85
112	112	112	112
=15	=16	=18	=19



ALL MOUNTAIN CROSS WIND

An all terrain ski with soft rocker technology to satisfy the tiger off list request in every condition, the 85 mm under foot permit a top coating on powder condition but thanks to its construction it give also a higher feeling during on pist use even at high speed turns.

SPORT PERFORMANCE



SPEEDCOMO1BL Ski size:
VSP412BLOSS01 172 - 178 - 184

SPEEDSYO1BL Ski size:
VSS310BL 166



Photo: Marco Milani

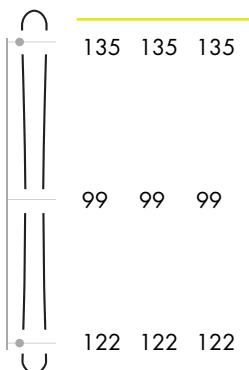
NAMASTE OFFSHORE CARDIO WONDERLAND

*Rocker
Fiber Glass
Wood Core
Antiscratch
Sandwich
Radical Sidewall*





167 178 188



FREERIDE - TOUR - PARK NAMASTE

Ideal in any conditions. The Namaste will take you anywhere. Powder, wet snow, wind affected snow, groomed piste...this ski will accompany on the piste but especially off piste and you will be wondering why use anything else. Great exibility on soft snow and great adaptability on variable conditions. Sandwich structure and tip rocker technology, this ski is the true all mountain leading ski.



FREERIDE



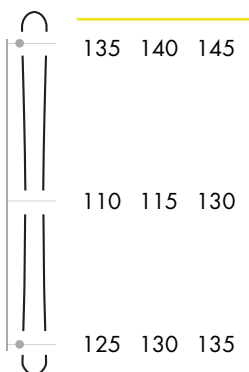
TOURING



FREESTYLE



165 175 185



FREERIDE - TOUR - PARK OFFSHORE

The Offshore was designed and built for those skiers who do not want to stay on the piste. It is a true off piste machine, the Offshore oats on pristine powder on variable terrain guaranteeing comfort and great grip. It is perfect on all snow types and great for high speed off piste skiing. Easy to manage and super fun. Thanks to the rocker technology, the ski turns so easily that you would think shorter ski under your feet.



FREERIDE

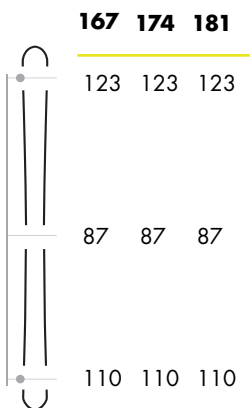


TOURING



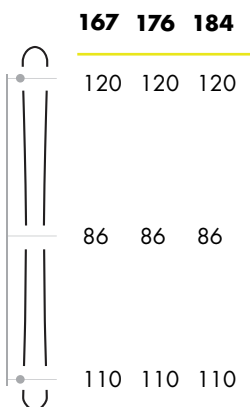
FREESTYLE

FREERIDE - TOUR - PARK



FREERIDE - TOUR - PARK CARDIO


Perfect mix to enjoy uphill ski touring and still have great performance on the downhill thanks to the reduced weight and sandwich structure. The core is designed with a special type of wood that makes this ski light, reactive, manoeuvrable and very versatile.



FREERIDE - TOUR - PARK WONDERLAND

People that have been using it in the Park describe it in two words: "robust and light". Thanks to the sandwich structure and high quality wooden core, the freetibet gives powerful take offs and stability when landing. Recommended for those who want to start freeride and not only for freestyle because of its soft structure and manoeuvrability. You can decide where to position the bindings (usually the bindings is perfectly centred on the ski for freestyle).





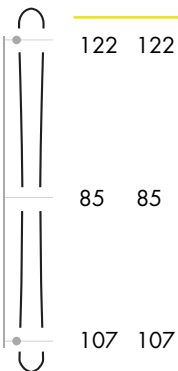
ICON 85 ICON 66

*Fiber Glass
Wood Core
Antiscratch
Sandwich
Mel Anima
Titanal
Radical Sidewall*

78



161 171



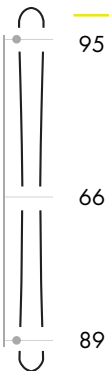
SKI TOURING

ICON 85

Ski touring



163



SKI TOURING

ICON 66


Ski touring



This ski comes from partnership between Pirelli and BlossomSki and it has been designed for a demanding skier, searching for something unique. Wooden core, graphite sole, double Titanal layer to stabilize skis, Fiberglass to allow a perfect torsion, the new PirelliSki by Blossom has also a unique plus: a secret special mix studied by Pirelli to dampen up to 60% the energy of stress suffered by ski on the slope. Special gum mix is vulcanized at high temperature to obtain a thin layer, which is put into the core and on ski top. There it is, a ski which allows the skier to reach great performances both on short and wide turns. Skiing becomes easier, and the excellent stability makes turns precise and regular. The iconic well-recognized P as Pirelli will be positioned on graphics, and skis will come in 7 colours, the 7 colours of Pirelli competition tires. Each colour will be in limited edition, up 110 pieces.



PIRELLI/BLOSSOM



	151	158	164	170	176	181
121	121	121	121	121	121	121
71	71	71	71	71	71	71
106	106	106	106	106	106	106
=10	=11	=13	=14	=16	=17	



SPORT PERFORMANCE



SPEEDCOM02-BL
VSP412BLOSS02




HANDMADE BY *BLOSSOM*

Be the artist and design
your own skis, with every
Blossom ski shape!

- Choose color -



- Choose the shape -



- Design your own graphic -



**PRO ATHLETE
SPORT PERFORMANCE
LIGHT (JUNIOR)**

BINDING - PLATE



BINDING - PLATE



PRO ATHLETE

V1422BLOSS01 WCREVOLUTION10-BL
V1018BLOSS01 WCREVOLUTION14-BL
V816BLOSS01
V614BLOSS01



LIGHT (JUNIOR)

VM311BL XSTEP1210NN-BL



PRO ATHLETE

V816BLOSS01 WCAS14PROCF-BL



LIGHT (JUNIOR)

VJ75BL



SPORT PERFORMANCE

VSP412BLOSS01



SPEEDCOM01-BL



SPORT PERFORMANCE

VSP412BLOSS02



SPEEDCOM02-BL



SPORT PERFORMANCE

VSS310BL



SPEEDSY01-BL



SPORT PERFORMANCE (LADY)

VL29BL



APPAREL

**T-SHIRT
SWEARSHIRT
HAT
BEANIS**

#WEARE

T-shirt
2018



size **XS** size **S** size **M** size **L** size **XL**

Sweatshirt
2018



size **XS** size **S** size **M** size **L** size **XL**

Gilet
2018



Ski Jacket 2018



SKi pants 2018






Hat
2018



Beanies
2018



Accessories 2018






#WEARE
BLOSSOM



OUR TEAM

Photo: Davide Dal Mas



Blossom ski
info@blossomski.com
Penz srl - Via al Piano, 38 - Gordona 23020
Italia - P. I. 02555520135